

How stuff gets made 2022

The IfM colouring book



Welcome

Take a look around you at all the things that have been **made** – your chair, your pen, your clothes, the food you ate for your last meal, and hundreds of other ordinary things you use or see every day.

How are they made? **Who** made them, and **where**?

What are they made from?

Could there be a **better way** to make them?

Manufacturing is all about how stuff gets made. At the Institute for Manufacturing we work on helping people to make things in better ways. This can be from thinking about **how the tiniest things** (so small you can't see them) fit together at nanoscale, right up to how we move things **around the world**. It can be about **how people work together**, how they come up with **new ideas**, or how we make things in a way that is **better for the planet**.

We hope you enjoy colouring the pictures in this book and finding out a little bit more about how stuff gets made.


Contents

Colour in pages

| | |
|---------------------------------------|---------|
| Patterning from paper to phones | page 2 |
| 3D printers | page 4 |
| Nanoshapes for better batteries | page 6 |
| Sensing air quality | page 8 |
| Roadmapping | page 10 |
| Digital manufacturing on a shoestring | page 12 |
| Visualising the economy | page 14 |
| Talking about manufacturing | page 16 |

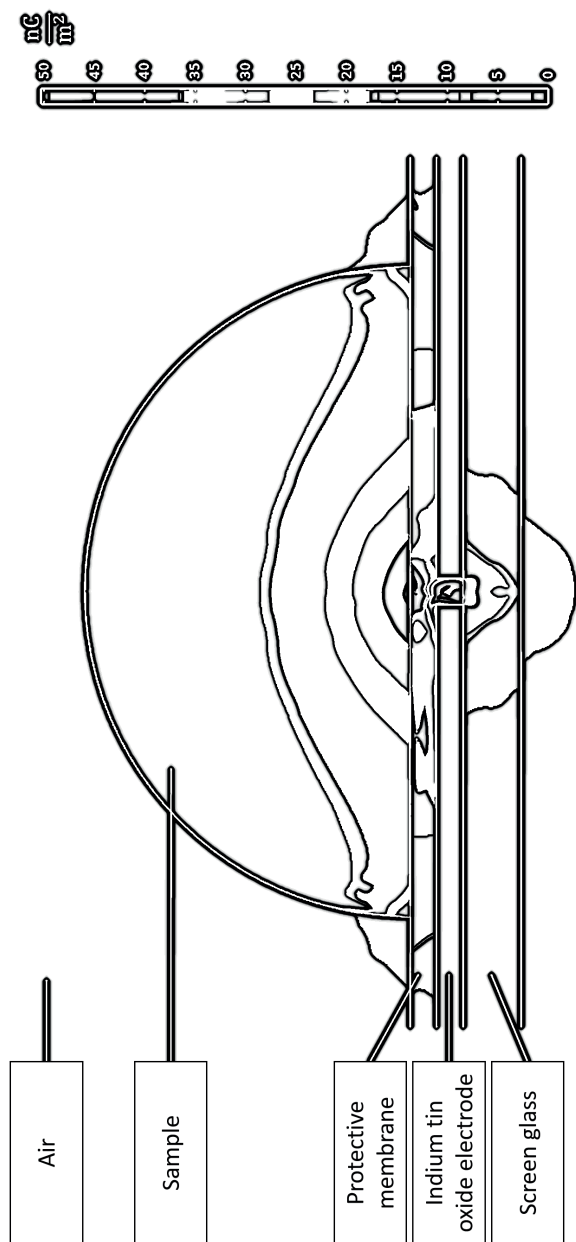
Activity pages

| | |
|-----------------------------|---------|
| Manufacturing word search | page 18 |
| IfM maze | page 19 |
| Join the dots | page 20 |
| Spot the difference | page 22 |
| Real life images of the IfM | page 24 |




The IfM is researching how to print our own paper. The drawing shows a paper pattern that was printed from a computer image.

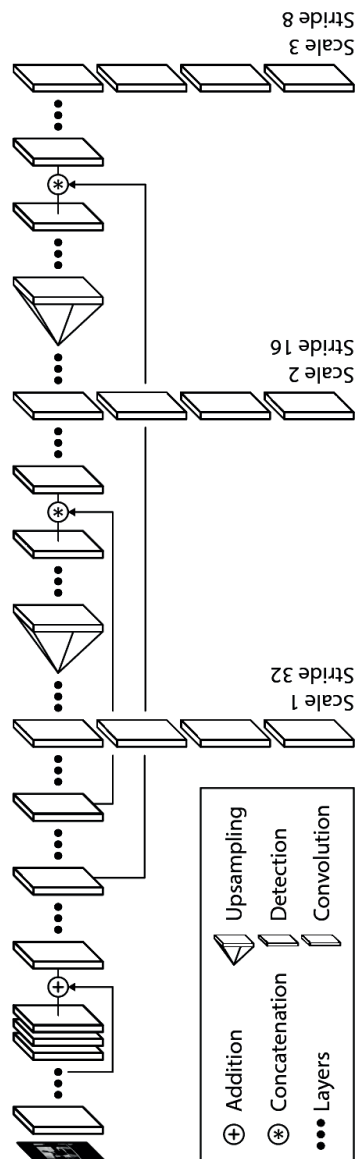
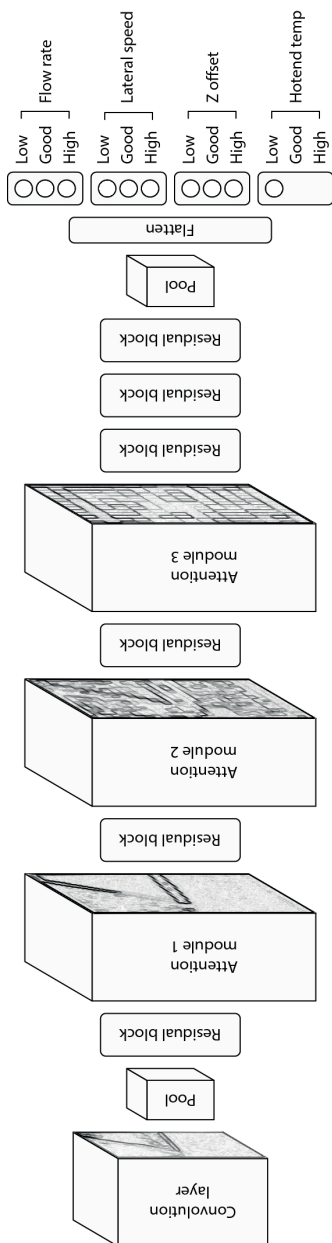
The electric displacement field while measuring a sample drop on a capacitive touchscreen sensor



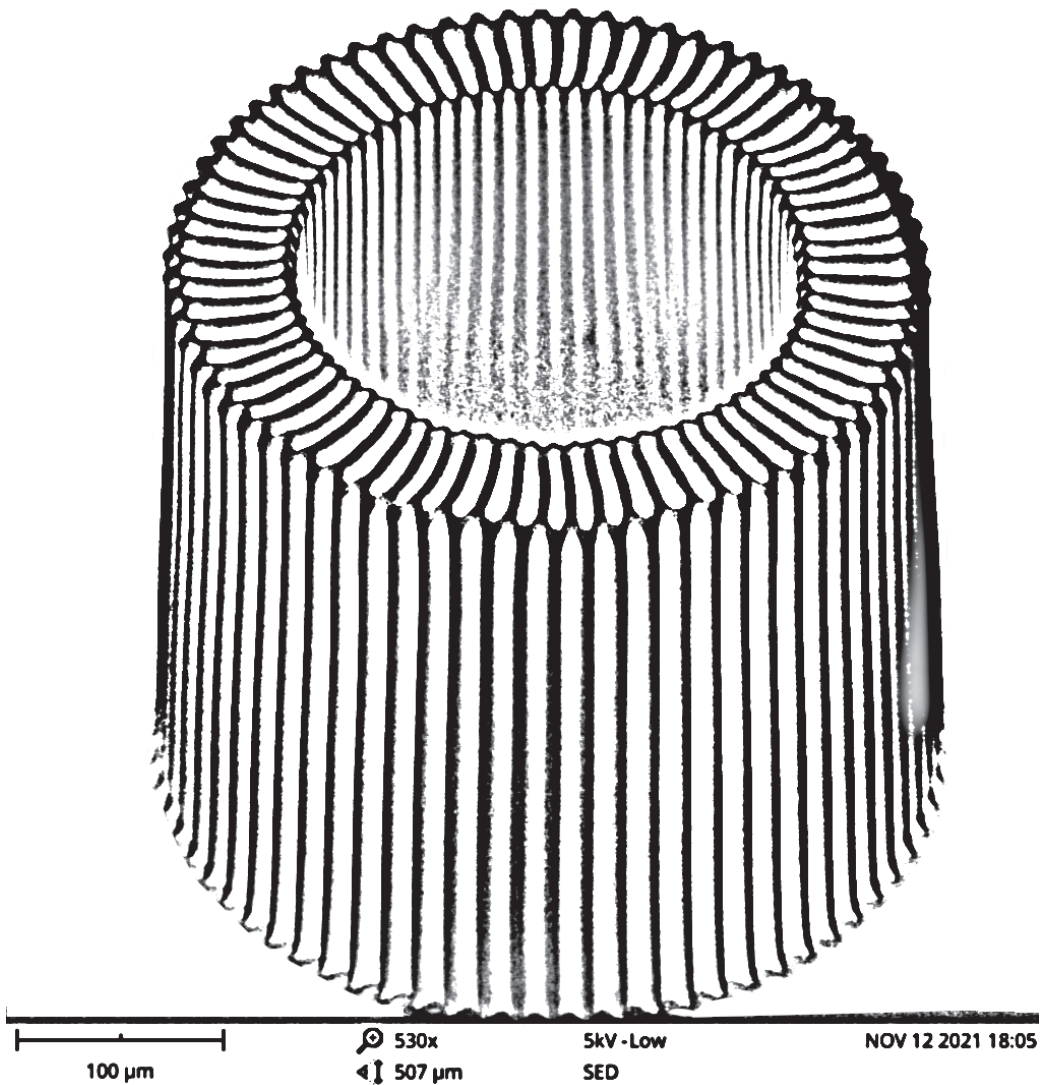
We can turn our smartphones into sensors by altering their touchscreens. We use computers to predict how the modified touchscreen will sense droplets with different types of salts, similar to those found in energy drinks.



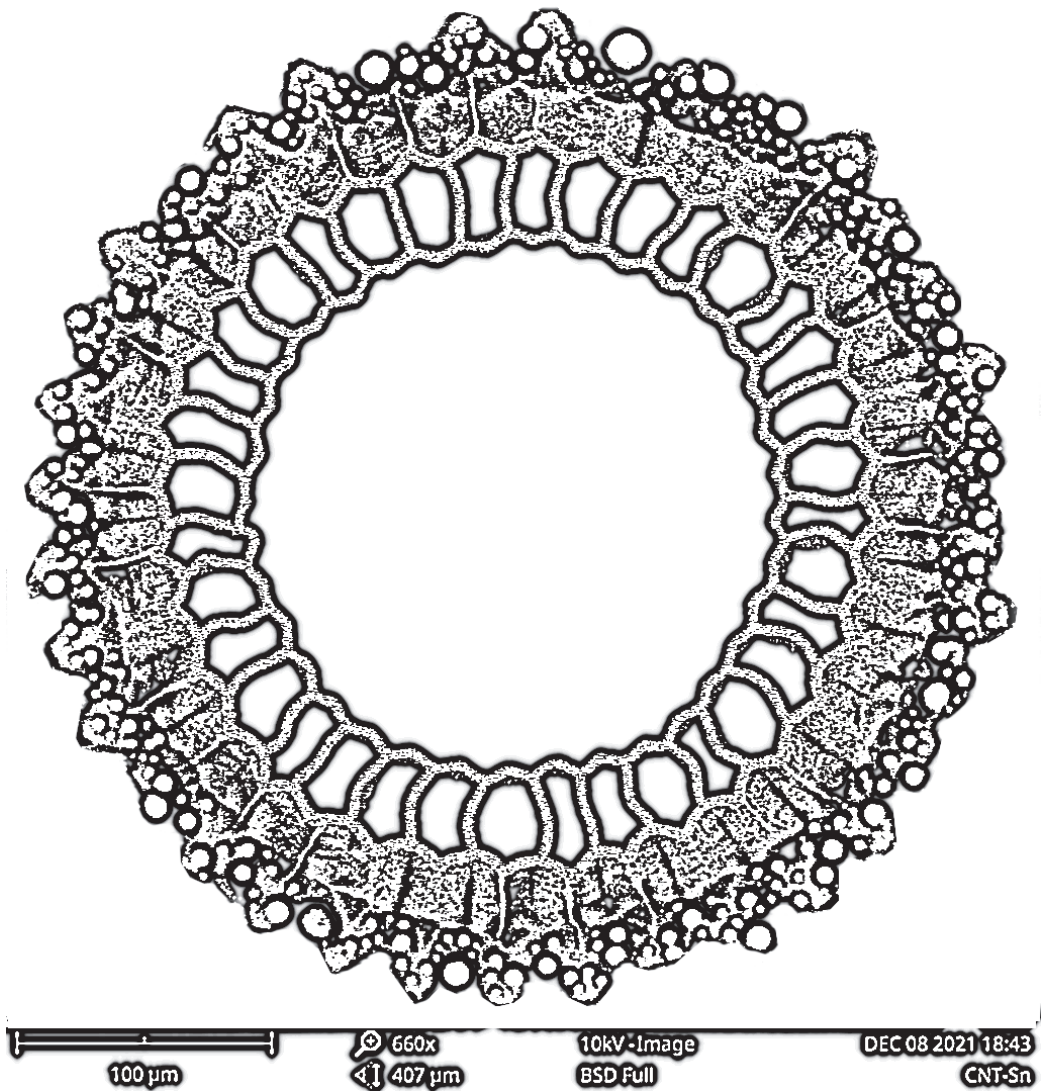
We can also print our own structures using 3D printers. This mesh can be used to make braces for things like broken joints. They are comfortable while still being protective.



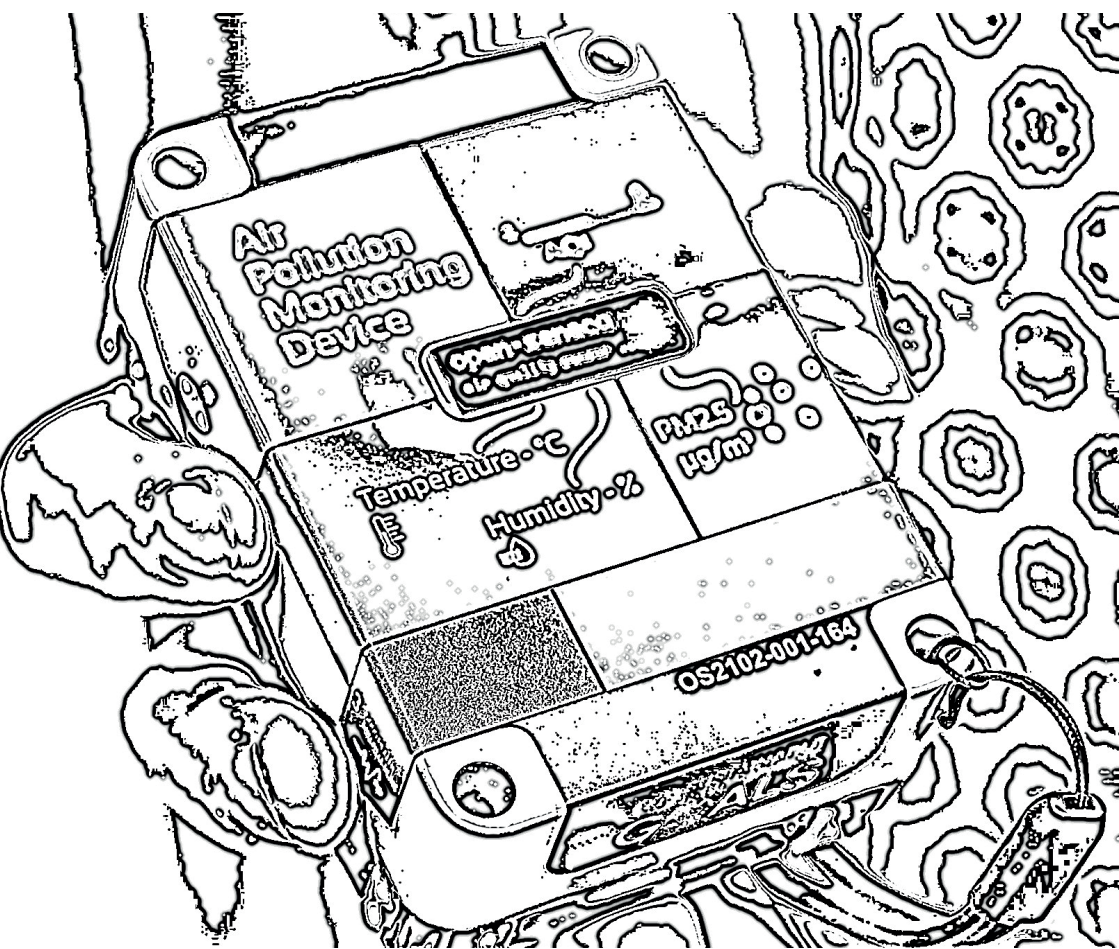
At the IfM we use computer programs to analyse images to detect errors that occur during 3D printing and use this to improve the printing process.




Fun with electrochemically active micro-structures! Thousands of carbon nanotubes are grown closely together to form a cone that can be opened and closed using an electrical charge.



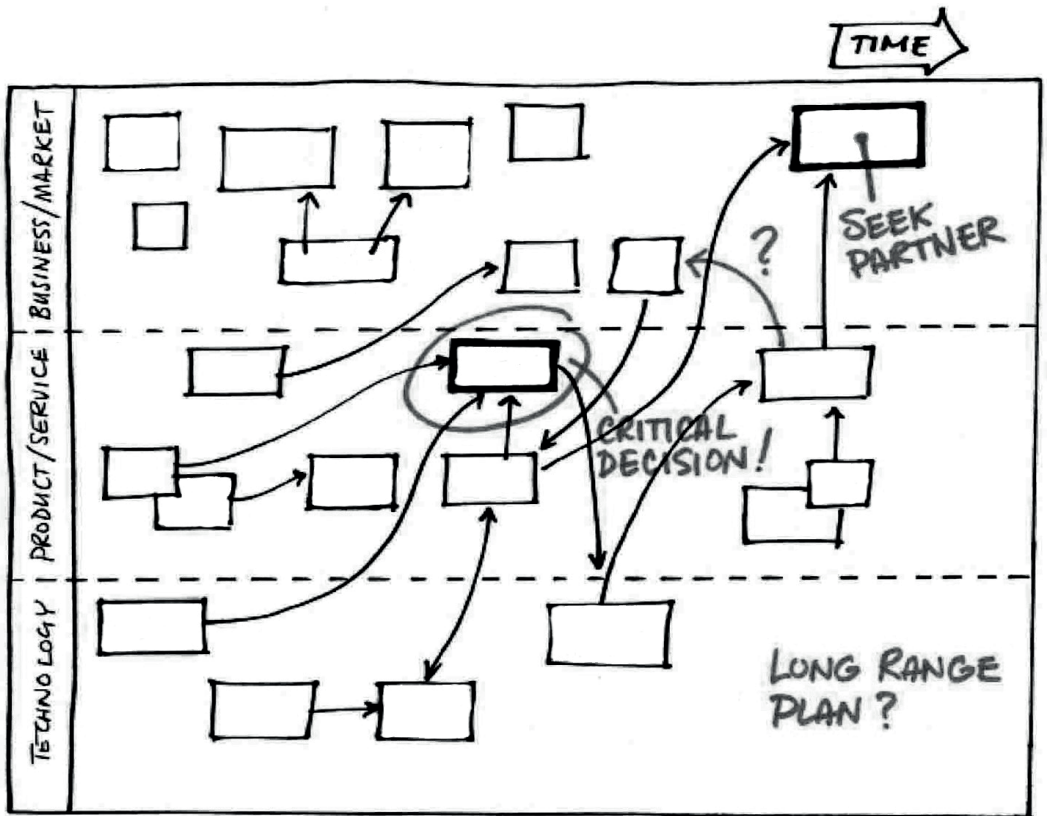
Changing the pattern the nanotubes are grown in changes the cone structure and how it behaves inside new batteries.



This portable device that allows you to check the quality of the air you breathe everywhere you go! It measures the levels of particles in the air that are harmful to your lungs (particulate matter, PM_{2.5}). The open-seneca initiative maps air pollution in cities using these devices and the help of volunteering citizens.




The open-seneca sensor in action! Mount it on your bike, scooter, motorbike, anywhere, and start monitoring the air around you in your daily journeys.



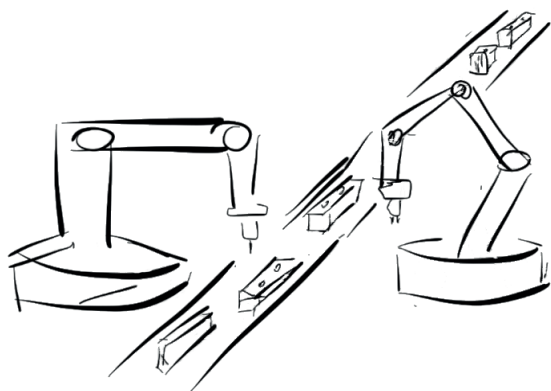

How do you get where you want to go? And how do you know where you want to be? The IfM uses a method called roadmapping to help people plan their strategy and then put their plans into action.




ILLUSTRATION BY ELYSSA RIDER





Making sure everyone's views are included is a key part of roadmapping. Roadmapping uses sticky notes and wall charts to bring together people's ideas and plans. Writing and drawing together makes things clearer and helps people from different kinds of jobs understand each other's point of view. This is very useful when you want to make new cars or planes, for example, or want to work together on something complex, such as how to reduce global warming or save animal habitats.



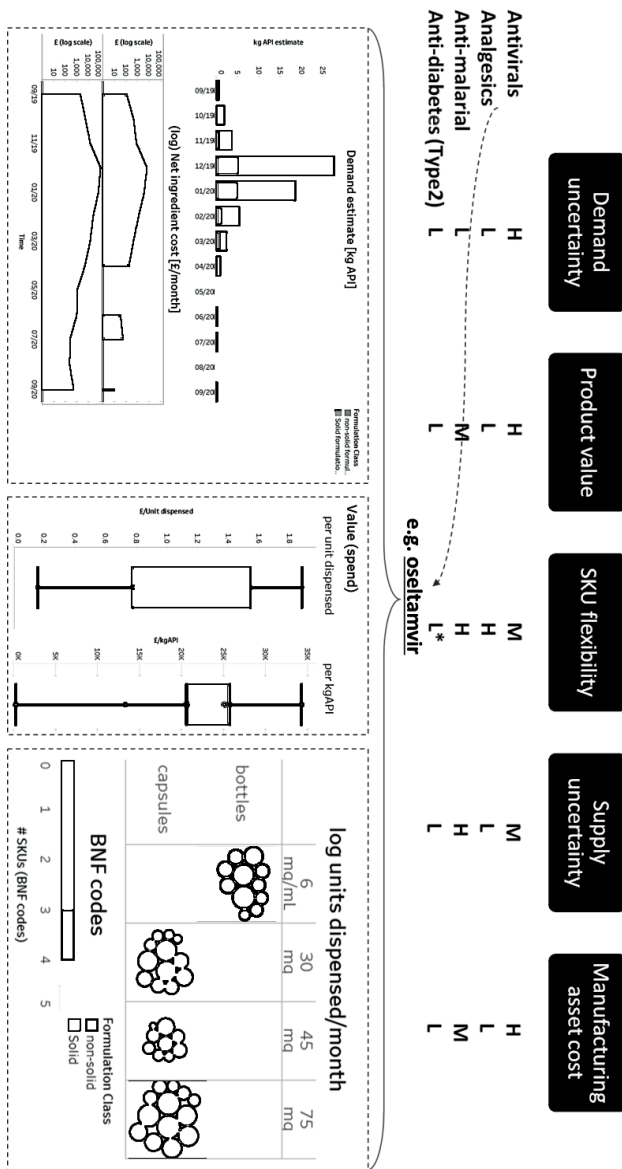
So how are we
going to manage
the changes?



Making manufacturing smarter without breaking the bank – Digital Manufacturing on a Shoestring.



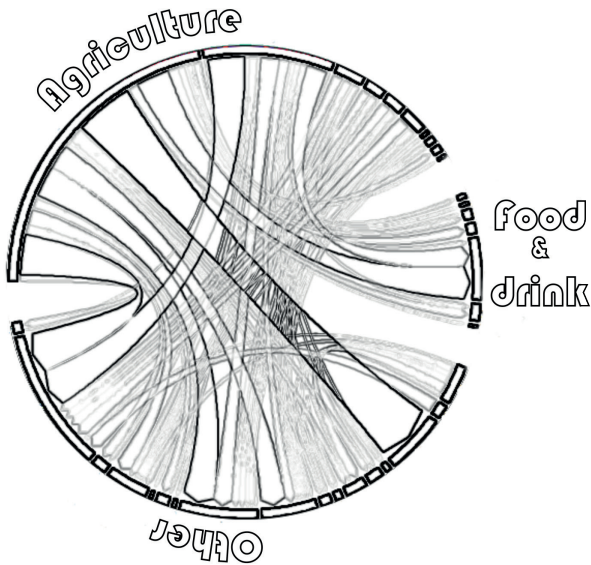
Shoestring helps companies try out new technologies cheaply – like helping to get their different devices to talk to one another.



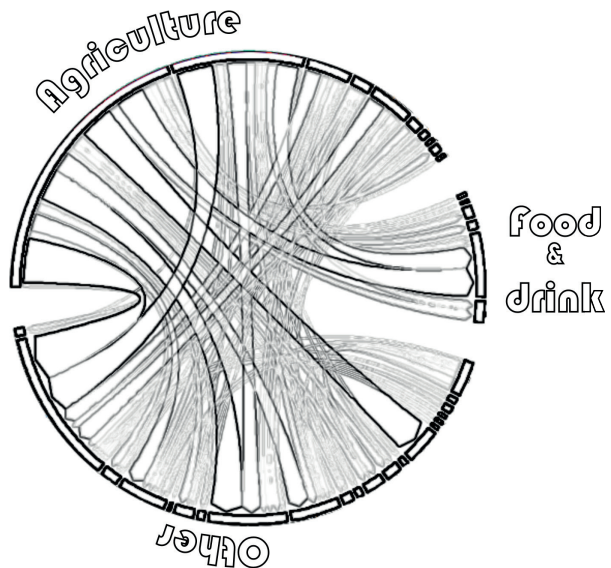
Summarising prescription data for technology selection

These graphs show one year of raw data from NHS England on prescriptions for an antiviral drug. The data was used to help experts understand the opportunities for manufacturing specific drug ingredients in the UK rather than abroad using novel technologies.


2010



2020



The diagrams above show the quantity and direction of trade between the UK and India for different parts of the economy as measured in the 'water cost', or the amount of water required in the processing and trading. Water cost measured is a similar concept to the 'carbon cost' of other types of production.



“Go on... Manufacturing is only 10% of the economy...”



When policy officials meet academics.

Manufacturing Word Search

| | | | | | | | | | | | | | | | | | |
|---|---|---|---|---|---|---|---|---|---|---|---|---|---|---|---|---|---|
| C | O | M | M | E | R | C | I | A | L | I | S | A | T | I | O | N | G |
| P | D | I | S | T | R | I | B | U | T | I | O | N | Q | K | R | R | I |
| A | D | D | I | T | I | V | E | Z | O | D | I | G | I | T | A | L | N |
| U | A | C | W | Y | C | J | Y | S | I | N | D | U | S | T | R | Y | N |
| W | I | J | B | Y | R | E | S | I | L | I | E | N | C | E | Z | V | O |
| S | U | S | T | A | I | N | A | B | I | L | I | T | Y | A | W | E | V |
| P | H | A | Q | Y | P | F | M | A | N | A | G | E | M | E | N | T | A |
| H | O | L | E | N | T | E | R | P | R | I | S | E | F | K | I | J | T |
| V | C | G | B | A | U | T | O | M | A | T | I | O | N | I | O | R | I |
| H | H | S | U | P | P | L | Y | C | H | A | I | N | W | U | W | Y | O |
| A | J | M | A | N | U | F | A | C | T | U | R | I | N | G | J | G | N |
| D | E | S | I | G | N | T | E | C | H | N | O | L | O | G | Y | A | R |

Find the following words in the puzzle.

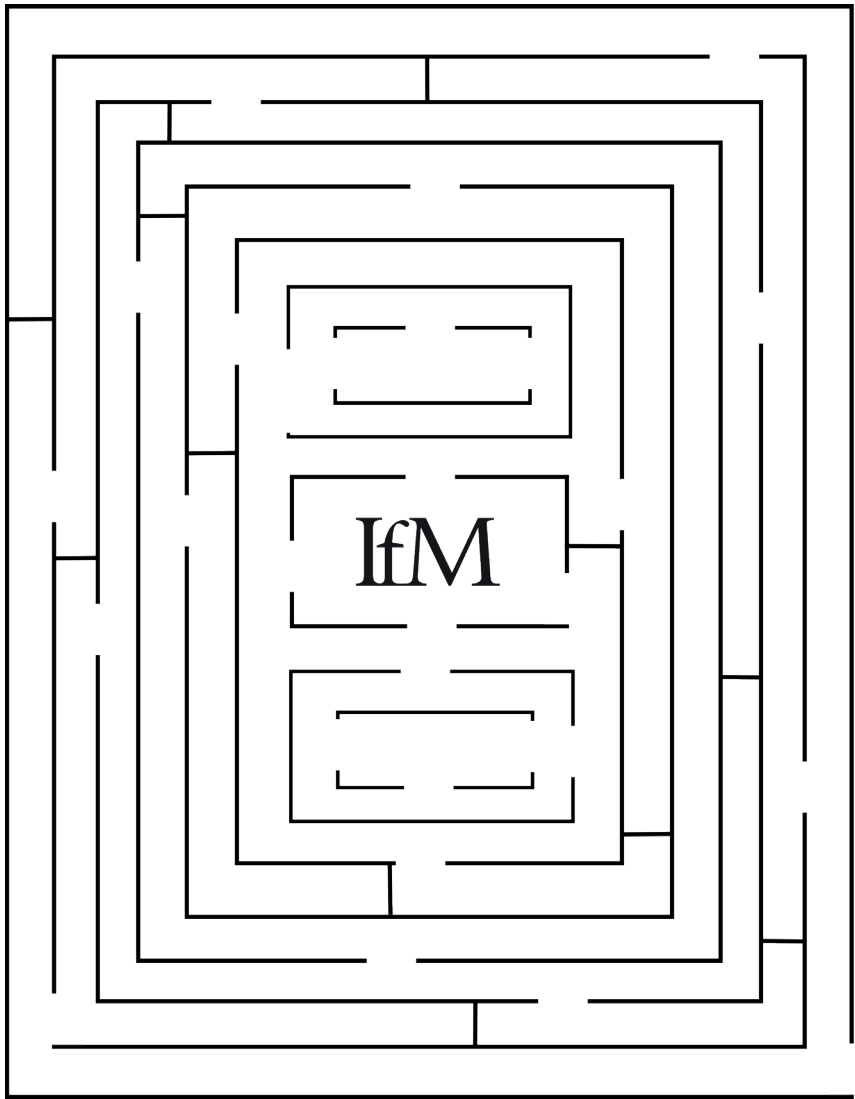
Words are hidden → ↓ and ↘ .

ADDITIVE
AUTOMATION
COMMERCIALISATION
DESIGN
DIGITAL
DISTRIBUTION

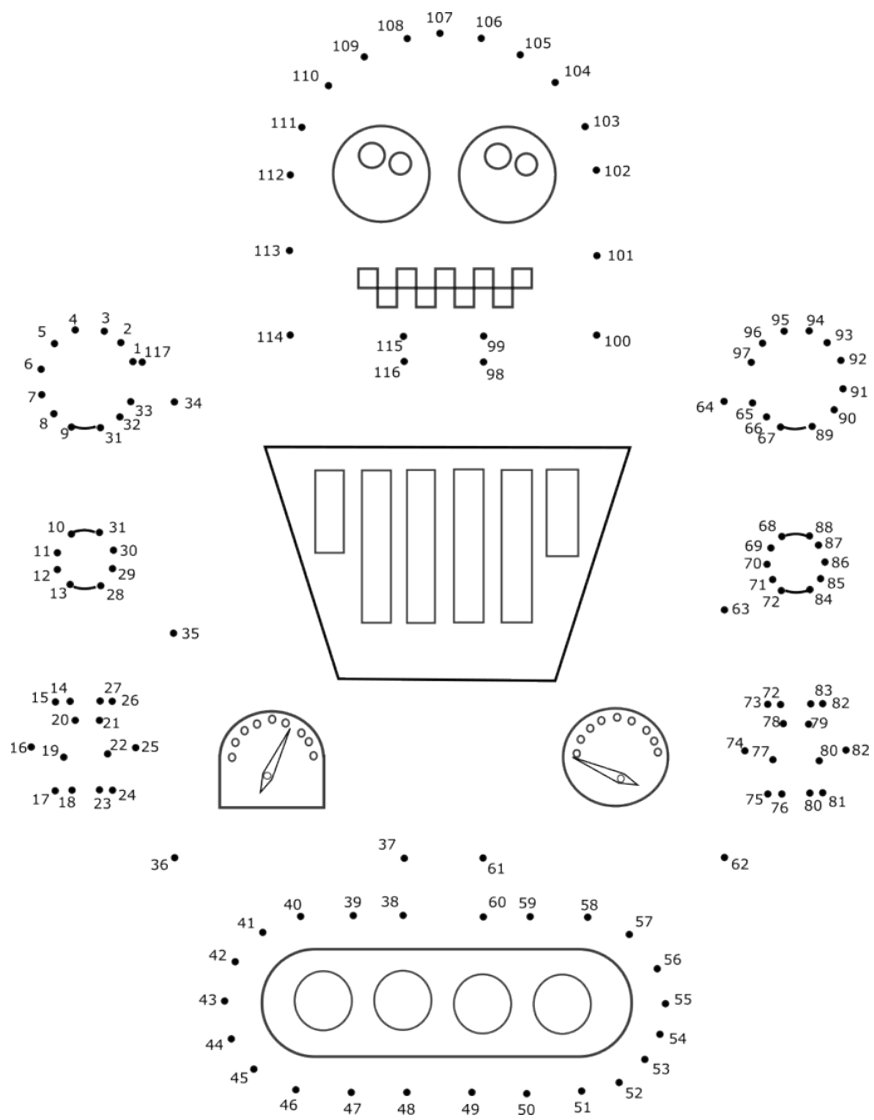
ENTERPRISE
INDUSTRY
INNOVATION
MANAGEMENT
MANUFACTURING
RESILIENCE

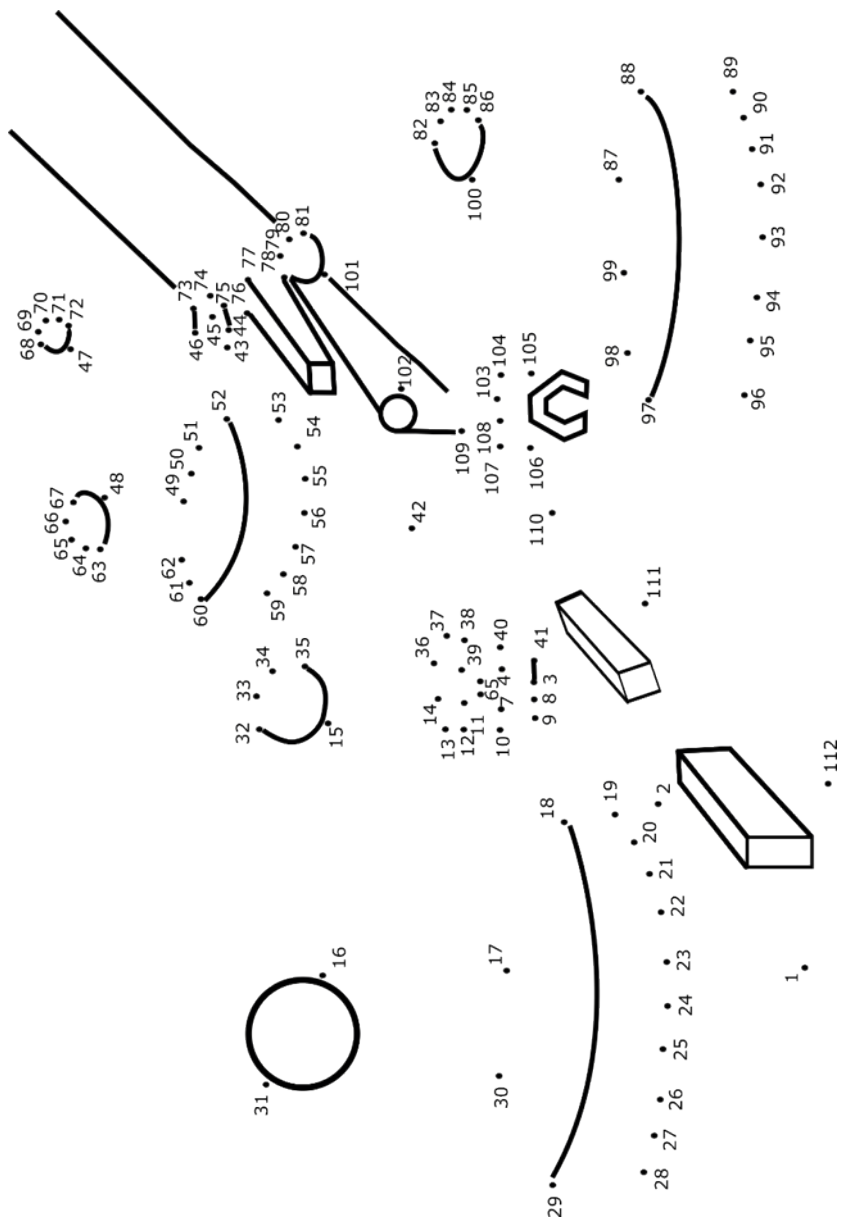
SUPPLY CHAIN
SUSTAINABILITY
TECHNOLOGY

IfM maze

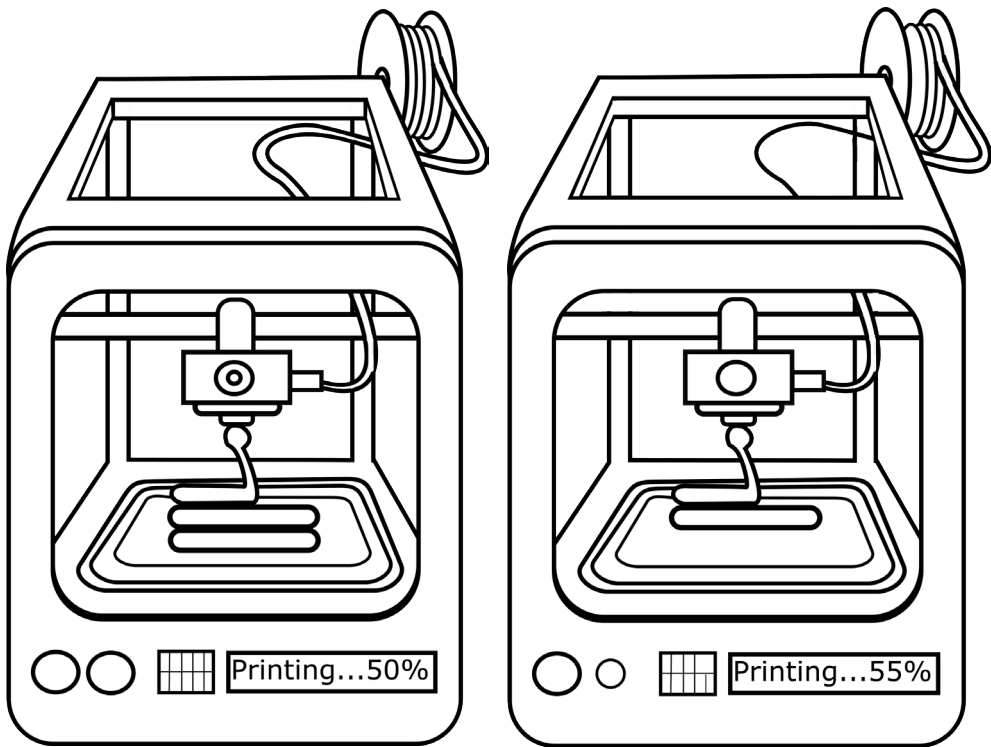


Join the dots






Spot the difference



Spot the difference



Real life images of the IfM





This 3D printer uses AI and computer vision to learn how to print mayonnaise – by itself! Yum!

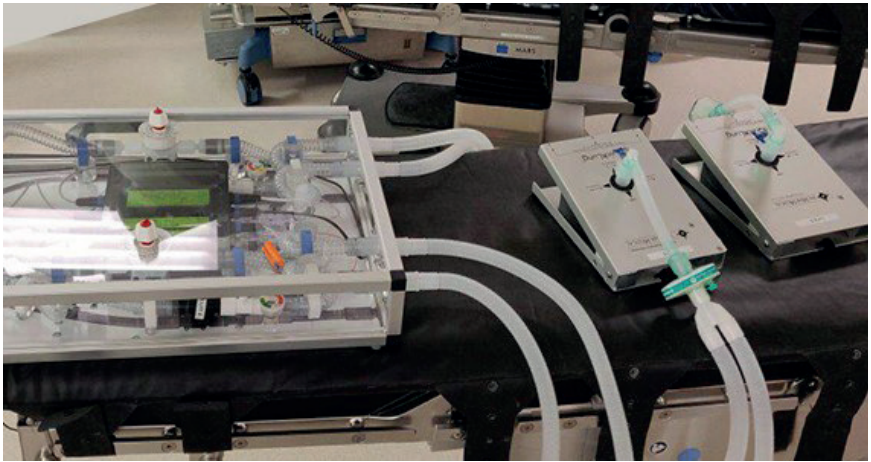
At the IfM, students learn to programme state of the art industrial robots.



The Fellowship of Printers! Networked 3D printers work together to collect lots of information and learn how to print better!



Structures patterned into touchscreen glass increases their sensitivity as sensors. The spiral pattern is excellent for measuring droplets.



During the COVID-19 pandemic, IfM volunteers worked with the Royal Papworth Hospital to develop a device to double the capacity of ventilators so more patients could be treated in an emergency.

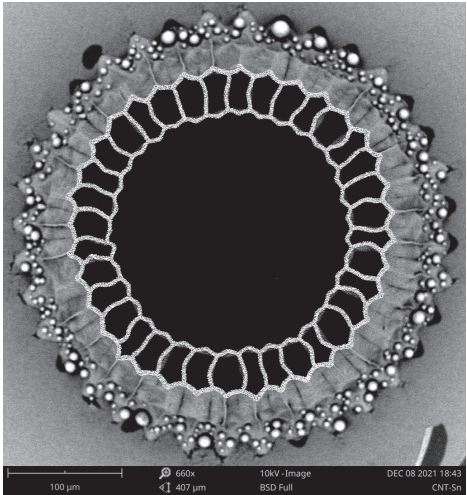




Volunteers from the IfM also helped to set up a temporary warehouse to deliver donated PPE items to Addenbrookes Hospital.



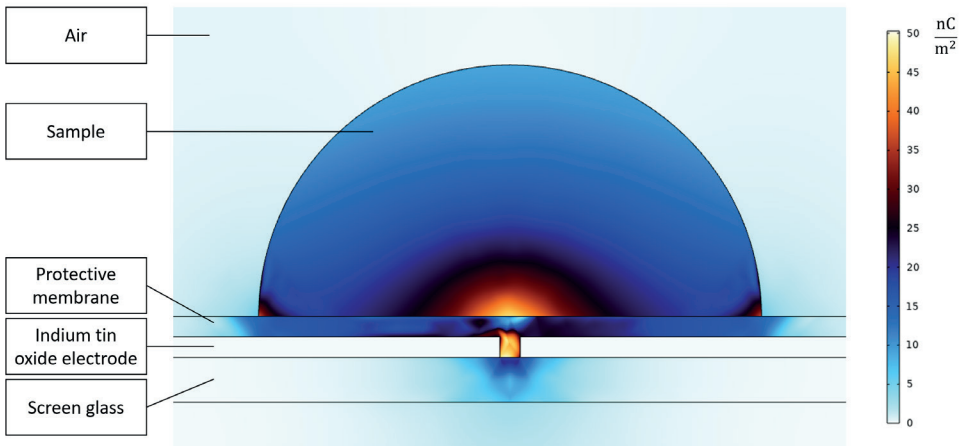
The IfM also helped to run the University's testing programme, delivering over 2,500 tests per week.

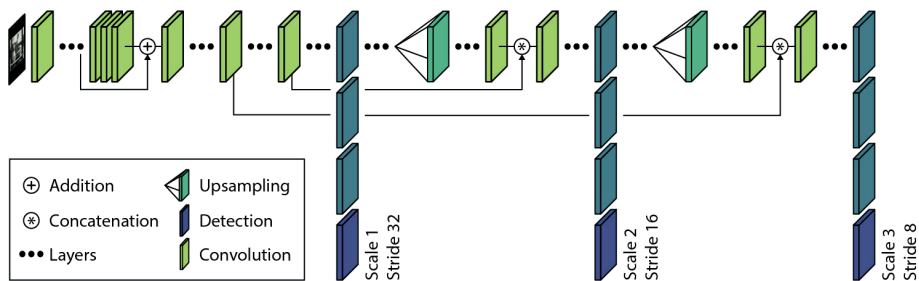
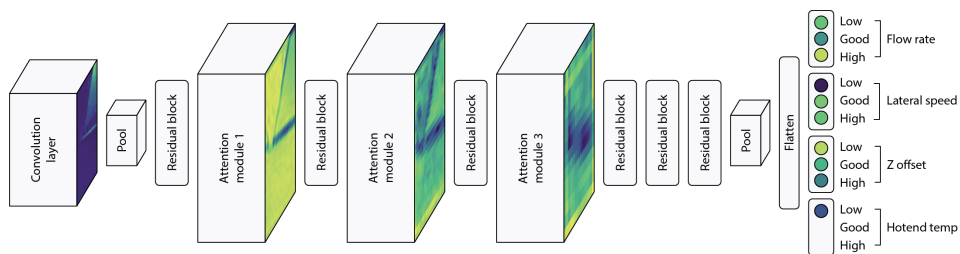
The original images



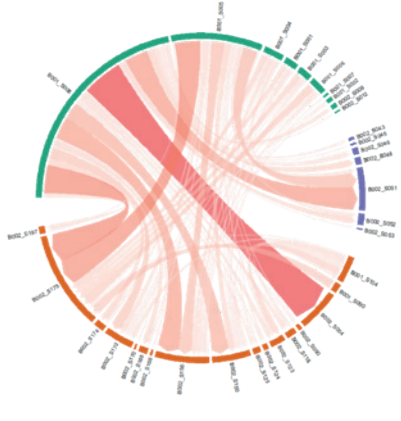


The electric displacement field while measuring a sample drop on a capacitive touchscreen sensor

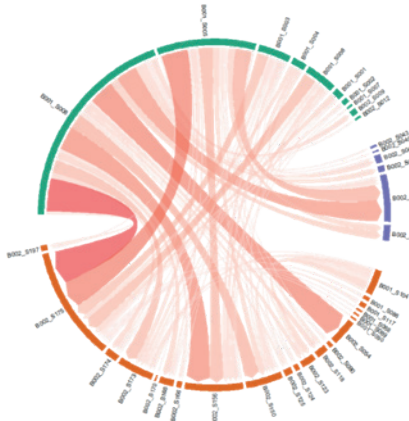








2010



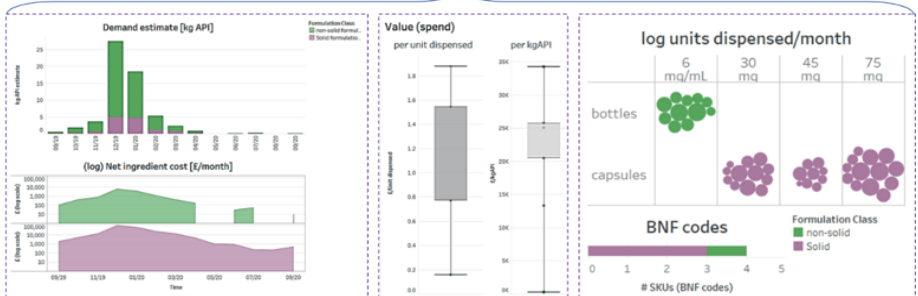
2020



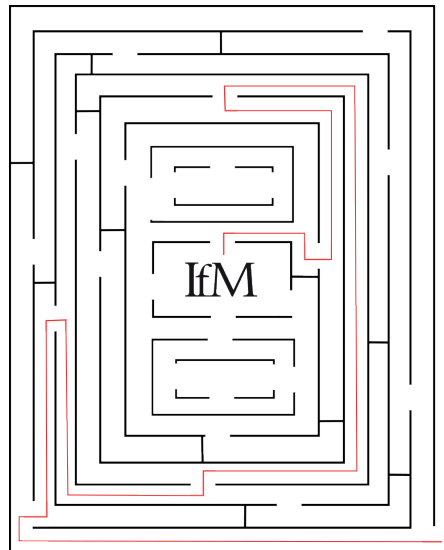


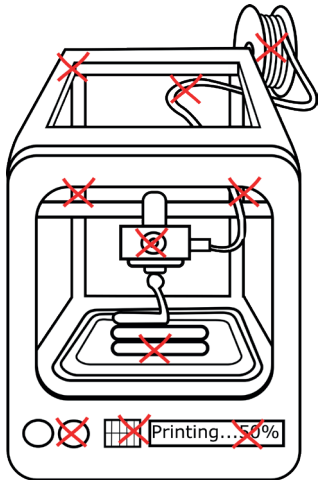


| | Demand uncertainty | Product value | SKU flexibility | Supply uncertainty | Manufacturing asset cost |
|-----------------------|--------------------|---------------|-----------------|--------------------|--------------------------|
| Antivirals | H | H | M | M | H |
| Analgesics | L | L | L | L | L |
| Anti-malarial | L | M | H | H | M |
| Anti-diabetes (Type2) | L | L | L* | L | L |

e.g. oseltamvir



Activity solutions



Contributors

Colour in images

Pages 2-3 Lorena Gordillo-Dagallier and Sebastian Horstmann, Fluids in Advanced Manufacturing

Pages 4-5 Cassi Henderson and Douglas Brion, Complex Additive Materials

Pages 6-7 Mahdi Hamidi, NanoManufacturing

Pages 8-9 Lorena Gordillo-Dagallier, open-seneca

Pages 10-11 Clare Farruk and Rob Phaal, Centre for Technology Management

Pages 12-13 Duncan McFarlane, Distributed Information and Automation Laboratory

Pages 14-15 Ettore Settanni, International Manufacturing

Pages 16-17 Eoin O'Sullivan, Centre for Science, Technology and Innovation Policy

Photo pages

Page 24 Douglas Brion

Page 25 Sebastian Horstmann

Page 26 Ronan Daly

Page 27 Rob Glew

Colour-in images compiled and edited by Niamh Fox.

Activity pages designed by Niamh Fox.

Designed by Lisa Barnett

© Institute for Manufacturing

Institute for Manufacturing

www.ifm.eng.cam.ac.uk

We can arrange visits into local schools through our 'How stuff gets made' programme, introducing manufacturing concepts to children with fun hands-on activities.

To find out more, please contact us: ifm-enquiries@eng.cam.ac.uk.